

3a

Home and family

1 Listen and match. Then sing.



My family photos



a

Rat-a-tat-tat.
Who's that?
It's my sister, Jane.
That's her name!
That's her name!



b

Rat-a-tat-tat.
Who's that?
It's my father. It's my mother.
It's my father. It's my mother.



c

Rat-a-tat-tat.
Who's that?
It's my brother, Ben.
Say it again! Say it again!



father



mother



sister



brother



Listen and number (1-4).



a 



b 



c 



d 



Point, ask and answer.



2. Listen to the CD and number the pictures (a-d) according to the order they are described.
3. Show your drawing and answer questions in order to identify your family member.

3b



grandfather



grandmother




bird



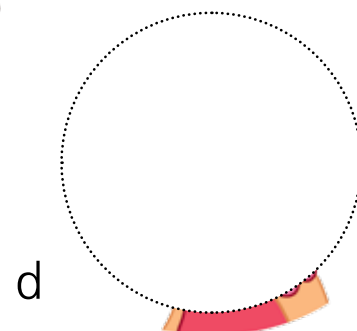
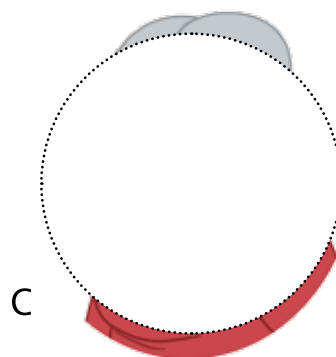
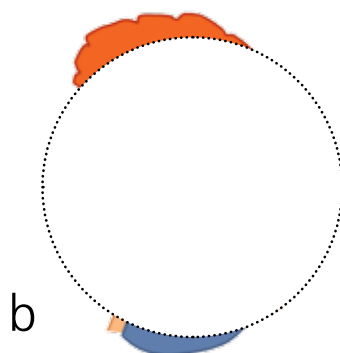
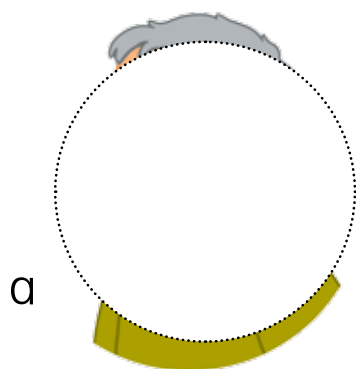
friend

1 Listen, point and repeat.



1. Listen to the dialogue, point to the corresponding frame and repeat each sentence.

2 Find and stick. Then listen and point.



3 Ask and answer.



Is that your father?

Yes, it is.



2. Turn to the back of the book, find the appropriate stickers and stick them in the activity.

3. In pairs, point to the photos of your partner's family members and take turns to ask and answer questions to identify each family member, as in the example.



puzzle



bed



wardrobe

1 Listen, point and repeat.



Goldilocks and the Three Bears

Let's play ball.

Where's the ball?

OK.

It's on the bed.



1

It isn't on the bed.

Umm. It's
under the bed.



2

Is it in the
wardrobe?

No, it isn't.

That's not the
wardrobe!

Oh, sorry!



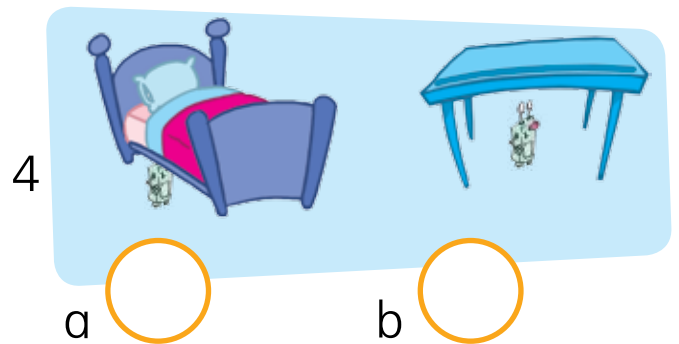

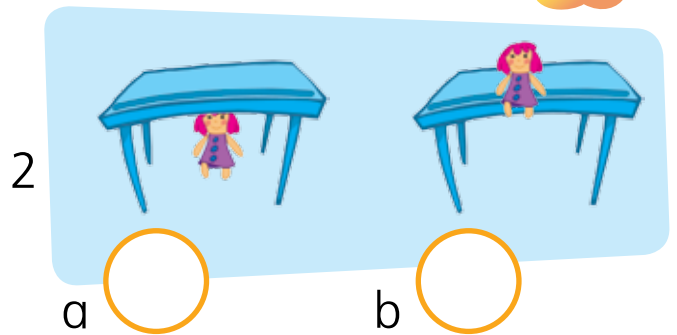
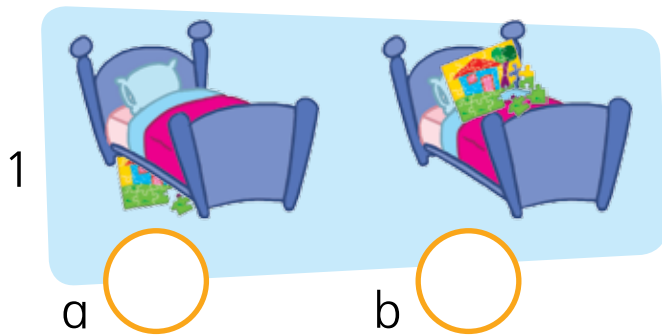
3



4

1. Listen to the story, point to the corresponding frame and repeat each sentence.

2 Listen and tick (✓).



3 Look at activity 2. Ask and answer.



Where's the puzzle?

It's under the bed.



2. Listen to the CD and tick one of the two pictures according to where each item is.

3. In pairs, look at activity 2 and take turns to ask and answer questions about the position of each item, as in the example.

3

Let's play



lamp



sofa



TV



chair

1 Look and read. Then play.



Where are the puzzles?

They're on the sofa.

puzzles books rubbers dolls balls robots



1. Read the exchange and repeat. In pairs, look at the picture and take turns to ask and answer questions about the position of the items in the box, as in the example.


1 Look and write.



father mother grandfather grandmother




2 Listen and number (1-4).



1. Look at the picture and write the family members.
2. Listen to the CD and number (1-4) according to where each item is in the picture.

1 Make a family mobile.

2 Show and tell. 

This is my father, Bill.



1. Make a family mobile. Draw and colour any family members you like, cut them out and tie them to a hanger.
2. Present your mobile. Then, in pairs, ask each other questions about your family members.

smart time 3

HISTORY

1 Listen and read. Then match.



1 Grandfather and grandmother.

2 Mother is on the bed.



3 The apples are red.

4 The cat is on the chair.

1. Listen to the CD and read about the Roman Villa. Read the sentences (1-4) and match them to the corresponding pictures.